



STEP-BY-STEP DEMONSTRATION

DERWENT ARTISTS

Freedom of expression with the ultimate colour range

Winter Trees (Finished drawing 4" x 6")




MATERIALS USED:

Derwent Artists pencils used:
0700 Naples Yellow, 0800 Middle Chrome, 3300 Light Blue, 2500 Dark Violet, 3000 Smalt Blue


Smooth white cartridge paper 120lbs

INTRODUCTION

Artists pencils are traditional, large diameter colour pencils with a soft, slightly waxy strip, ideal for blending and superimposing. A long term favourite with generations of artists, they are available in a fabulous spectrum of 120 professionally selected colours.



1 Using 3000 Smalt Blue and 2500 Dark Violet lightly position the horizon, trees and shadows onto white cartridge paper.



2 Begin with 0700 Naples Yellow and using multi-directional blending strokes block in the warm light all over the drawing avoiding the area where the sunlight glows in the centre right of the picture.




STEP-BY-STEP DEMONSTRATION

DERWENT ARTISTS

Freedom of expression with the ultimate colour range

Winter Trees (Finished drawing 4" x 6")

Drawings and techniques by Fiona Peart



3 Using 0800 Middle Chrome and multidirectional strokes, blend the two colours together intensifying the pigment towards the edges of the picture away from the light.



4 Begin to introduce 3000 Smalt Blue pressing lightly from the horizon upwards forming a distant tree line. Add some small horizontal lines in front to suggest contours in the land. Then using 2500 Dark Violet blend from the horizon upward again, don't cover all of the previous colour just suggest form to some of the trees.



5 Using 3300 Light Blue and pressing firmly, position the trees. Press gently to position the shadows, let the line move freely to give the impression of uneven ground. Gently scribble to give the impression of branch shadows.

Introduce a little of the 3000 Smalt Blue to the base and shadow near to the tree to weight it and a little on the shadow side of the branches.



6 Using 3000 Smalt Blue position the other trees. Using 2500 Dark Violet to adjust as before. Hatch and cross hatch on the shadow area to add texture to the foreground.

For more tips, techniques and product information visit www.pencils.co.uk